

# JANA High Alpha Global Share Trust

Quarter ending 31 March 2026

## Overview

<b>ARSN</b>	114 536 711
<b>APIR</b>	MLC1460AU
<b>Inception Date</b>	August 2005
<b>Investment Timeframe</b>	5 Years Plus
<b>Benchmark</b>	MSCI All Country World Index (ex Australia) Net Dividends Reinvested expressed in AUD
<b>Unit Pricing</b>	Daily
<b>Distribution</b>	Annually
<b>Minimum Initial Investment</b>	\$500,000
<b>Management Cost</b>	0.865% p.a.
<b>Research Team</b>	Global Equities
<b>Fund Size (NAV)</b>	\$1,437 million
<b>Platform</b>	Powerwrap; NetWealth

Channel Investment Management Limited ACN 163 234 240 AFSL 439007 (Trustee) is the issuer of units in the JANA High Alpha Global Share Trust (Trust). Additional fees may apply. Please refer to the IM for more details. Fund size reflects NAV as of reporting date.

## Investment Objective

The investment performance objective of the JANA High Alpha Global Share Trust is to generate a return (before fees and expenses) which exceeds the return of the MSCI All Country World Index (Ex Australia) Net Dividends Reinvested expressed in AUD over a rolling 5-year period.

## Investment Strategy

The JANA High Alpha Global Share Trust is a multi-manager strategy comprising a set of concentrated portfolios, each with differing investment styles. The strategy utilises investment managers who build portfolios based on high conviction ideas. As a result, performance can deviate significantly from benchmark at times. Currency exposure is substantially unhedged.

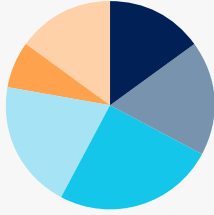
## Performance

As at 31 March 2026	Quarter %	1 Year %	3 Years % p.a.	5 Years % p.a.	7 Years % p.a.	10 Years % p.a.	Since Inception % p.a.
JANA High Alpha Global Share Trust	-8.3	-0.1	10.7	8.6	10.0	11.5	8.5
MSCI All Country World Index (Ex Australia) Net Dividends Reinvested expressed in AUD	-5.8	9.2	15.8	11.9	12.3	12.8	9.0
<b>Excess Performance</b>	-2.5	-9.3	-5.1	-3.3	-2.3	-1.3	-0.5

Performance since inception as of August 2005. Performance is gross of Trust fees, expenses, and tax. Performance for periods of one year or more are annualised. Past performance is not indicative of future performance.

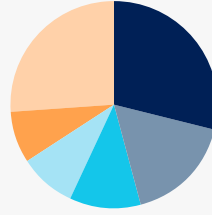
# JANA High Alpha Global Share Trust – Indicative Portfolio Composition

## Strategies



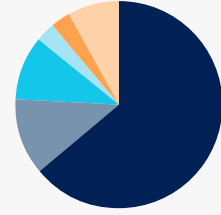
■ Alphinity Global Equity (Growth)	15%
■ Antipodes Partners Global Value (Value)	18%
■ Arrowstreet Capital Global Equity Fund (Systematic)	25%
■ JP Morgan Global Select Equity (Neutral)	20%
■ Longview Partners Global Equities (Value)	7%
■ NZS Capital Global Growth (Growth)	15%

## Sector



■ Information Technology	29%
■ Financials	17%
■ Health Care	11%
■ Consumer Discretionary	9%
■ Industrials	8%
■ Other	26%

## Region



■ North America	64%
■ Europe Ex UK	12%
■ Emerging Asia	10%
■ UK	3%
■ Japan	3%
■ Other	8%

Source: JANA Investment Advisers' analysis. Sector and geographic composition are based on the look-through exposure of underlying strategies.

## About JANA

For over 35 years, JANA has provided strategic and highly customised consulting services to investors across Australia and New Zealand. Today, we have long-standing relationships with a diverse range of clients, including charities and endowments, long service leave funds, superannuation, life, health and general insurance, universities, financial advisors, and wealth management firms.

Our approach – Depth with Difference – leverages our position as a wholly management-owned, independent asset consultant.

With a diversified client base of over 80 clients and as one of Australia's largest investment consultant, we rely on our structure, processes, tools, and in-depth experience to deliver the best results for you and your clients.

## JANA Investment Trusts

JANA Investment Trusts leverage JANA's scale, expertise, and a blend of leading investment managers to assist us to deliver superior investment solutions.

Each trust is issued by a professional trustee and is appointed with highly experienced fund managers to ensure that the Trust is structured to help meet its investment objectives.

### JANA Investment Trust investors include wholesale clients:

- wishing to access funds and instruments, previously only available to institutional investors;
- looking to invest into a long-term diversified portfolio of institutional assets predominantly through mandated strategies;
- wishing to access wholesale fee rates; and
- interested in gaining access to specialist product types and sectors such as Real Estate and Infrastructure.



Find out more

[jana.com.au/janainvestmenttrusts](http://jana.com.au/janainvestmenttrusts)

**JANA**  
DEPTH WITH DIFFERENCE

**Important information** This document is issued by JANA Investment Advisers Pty Ltd (ABN 97 006 717 568) (AFSL 230693) (JANA). It is intended for use only by the addressed recipient on the basis they are a 'wholesale client' (as defined in the Corporations Act 2001). Interests in the trusts are issued by Channel Investment Management Limited ACN 163 234 240 AFSL 439007 (Trustee). JANA has been appointed by the Trustee as adviser to the Trust. Before deciding to invest in the Trust, please refer to the Information Memorandum (IM) issued by the Trustee, available from [jana.com.au/janainvestmenttrusts](http://jana.com.au/janainvestmenttrusts). An investment in the Trusts is not a deposit with and does not represent a liability of the Trustee or JANA. Where JANA relies on third parties to provide information used in this document, JANA, its directors, and its employees, are not responsible for the accuracy of that information. Opinions expressed constitute JANA's judgement at the time of this publication and are subject to change. Subsequent changes in circumstances may also affect the accuracy of the information. JANA does not provide any guarantee about the future performance of the investment products, managers, asset classes or capital markets discussed. If you require a copy of the JANA Conflict of Interest policy, please contact your JANA consultants. Except where statute liability cannot be excluded, no liability (whether arising in negligence or otherwise) is accepted by JANA, its directors or its employees for any errors or omissions, or for any losses caused to any persons acting on the information contained within this document.

CAN-JAN029\_003\_05.26

**Sydney**  
9/255 George Street,  
Sydney NSW 2000  
02 9221 4066

**Melbourne**  
18/140 William Street,  
Melbourne VIC 3000  
03 9602 5400

ABN 97 006 717 568